

MAXQDA 24.1 Update

 Scheduled for release on 12. Dez. 2023

AI Assist: New Features

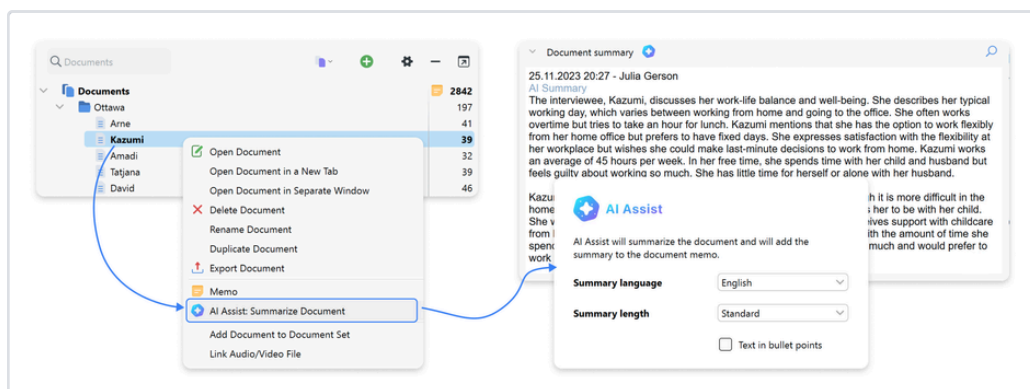
The next updates introduces two new AI Assist features that can help users summarize complete documents, or clarify unfamiliar concepts by providing clear explanations.

1. Document Summary

Effortlessly condense lengthy documents such as interviews, literature sources, newspaper articles, focus group transcripts, and more into concise, digestible summaries. AI Assist seamlessly distills the essence of your text-based data, providing you with a comprehensive overview. The summary is stored in the document memo, which is always accessible and securely linked to the original document.

Summary options

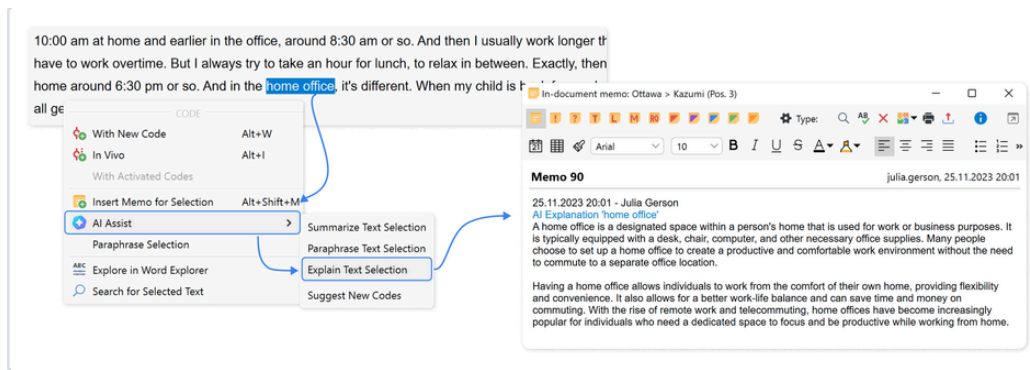
Choose from three summary lengths and opt for a concise bulleted list format for quick reference. Language flexibility is at your fingertips—select the preferred language for your summary, ideal for working with texts in less familiar languages.



Creating a document summary for an interview with AI Assist

2. Explain This

Have you ever encountered a term or concept in your text that needed clarification? The newest AI Assist features allows you to simply highlight any term or phrase and receive a clear explanation. These explanations are stored in memos, which are linked to the highlighted text passage, and remain accessible during every phase of your research workflow.




AI Assist explaining what a “home office” is and storing the explanation in a memo

3. New Color Suggestions [↗](#)

The quick color picker for code and document colors has been enhanced with vibrant new colors. Elevate your coding system with a broader palette, enabling more detailed organization. Applying meaningful colors to your codes can help visualize different themes in your data, not just in the Document Browser but also in multiple Visual Tools, offering rich insights into your data.

If you need even more colors, you can still click on the color wheel and choose any self-selected color you like.



4. MAXQDA 24 Reader [↗](#)

The MAXQDA reader is a free software that can open MAXQDA project files in read-only mode. The MAXQDA 24 reader is now available for download and can open project files that were created with MAXQDA 24.

Further Improvements [↗](#)

- AI Assist is now even easier to discover in the document browser. Simply click on the icon in the toolbar to quickly access all employable features
- Several smaller bug fixes and interface adjustments