

Chat GPT meets MAXQDA

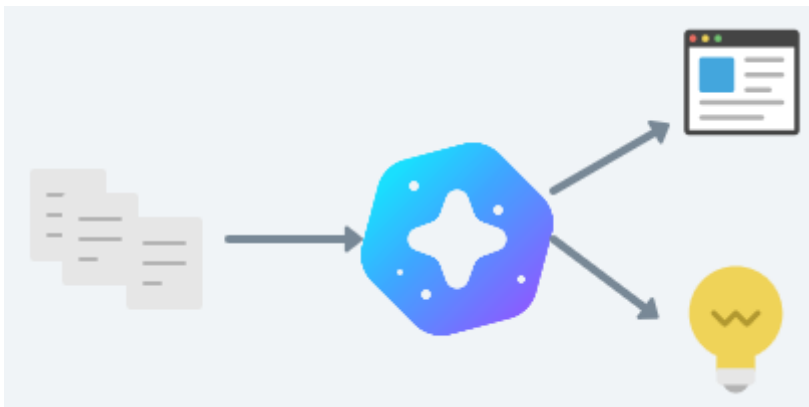
The AI Assist

Andreas Müller – andreas@muellermixedmethods.com

What is AI Assist?

AI Assist integrates the GPT-3.5 language model into MAXQDA24. This allows us to use the capabilities of a large language model inside MAXQDA. Using AI Assist requires a MAXQDA Account and an active internet connection.

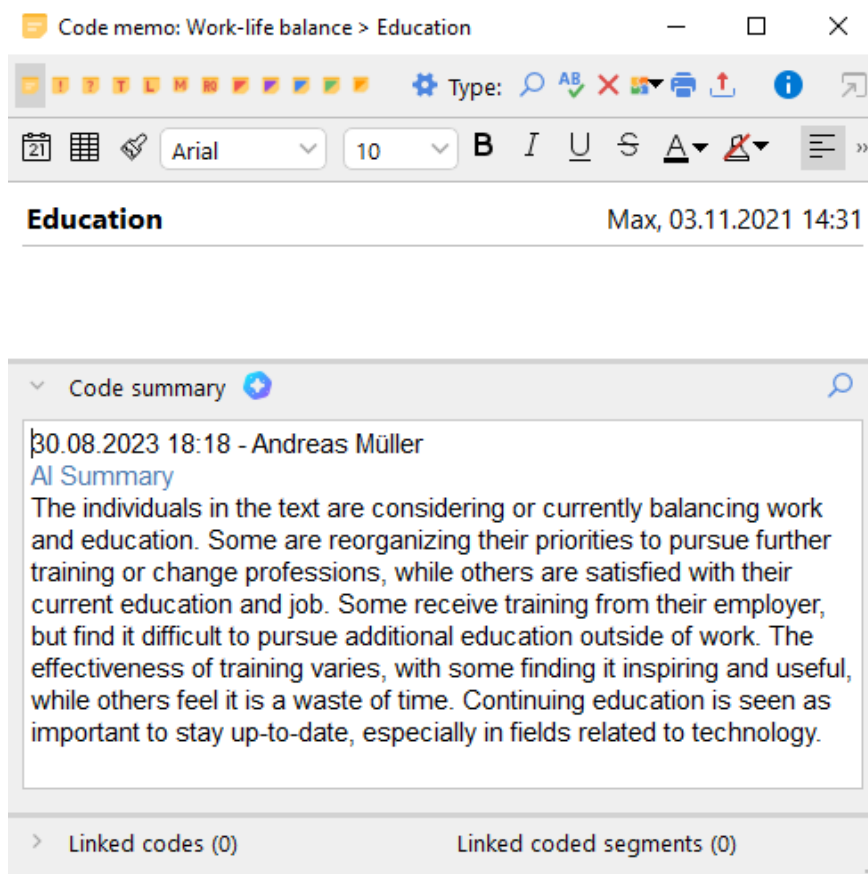
What are the core functionalities of AI Assist?



AI Assist can summarize various contents inside MAXQDA and suggest new ideas for codes and subcodes.

Ai Assist can summarize:

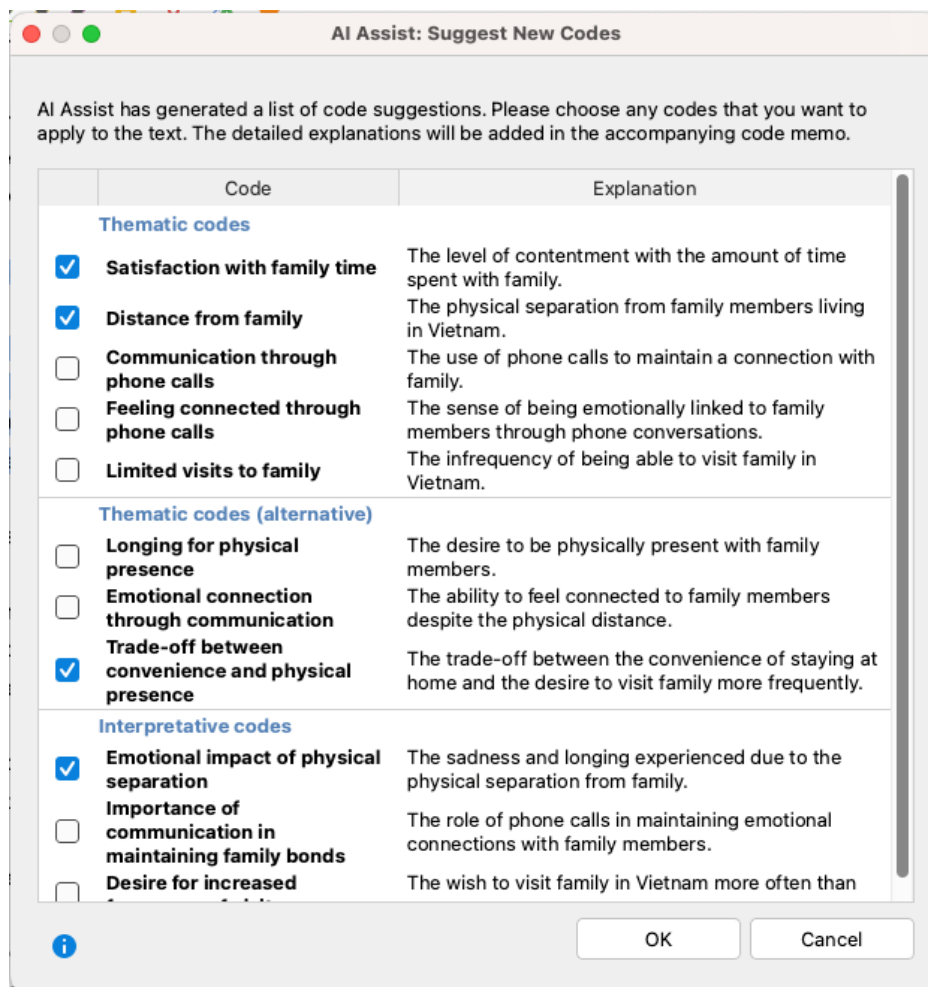
- your documents
- your codes
- your code summaries
- your coded segments
- your in-document memos
- your paraphrases



Example of an AI generated Code Summary

AI Assist can suggest new ideas

- to code segments
- to create subcodes for a code
- to explain concepts



Example of code suggestions

Do's and Don'ts

Do:

- Use AI Assist as a draft to expand on
- Use AI Assist for a 2nd opinion on your data
- Use AI Assist to inspire your research

Don't do:

- Don't blindly trust any output from an AI
- Don't expect AI Assist to be a huge short cut
- Don't leave the thinking and deciding to your assistant!

Helpful links:

FAQ: How to activate AI Assist:

<https://www.maxqda.com/faq/how-do-i-activate-ai-assist>

Online Manual about AI Assist:

<https://www.maxqda.com/help-mx24/ai-assist/what-is-ai-assist>

Video: How to improve the use of AI Assist:

<https://www.youtube.com/watch?v=RAbFbxG60Wg>

Contact to your Trainer

Andreas W. Müller (Vienna)

✉ andreas@muellermixedmethods.com

+🇩🇪 +43 677 63756688

