

Mixed Methods

Sinem Toraman Turk (sinem.toramanturk@yale.edu)

This session focuses on four domains:

- Organization and management of data
- Data analysis
- Integration
- Visualization and reporting

What is mixed methods research?

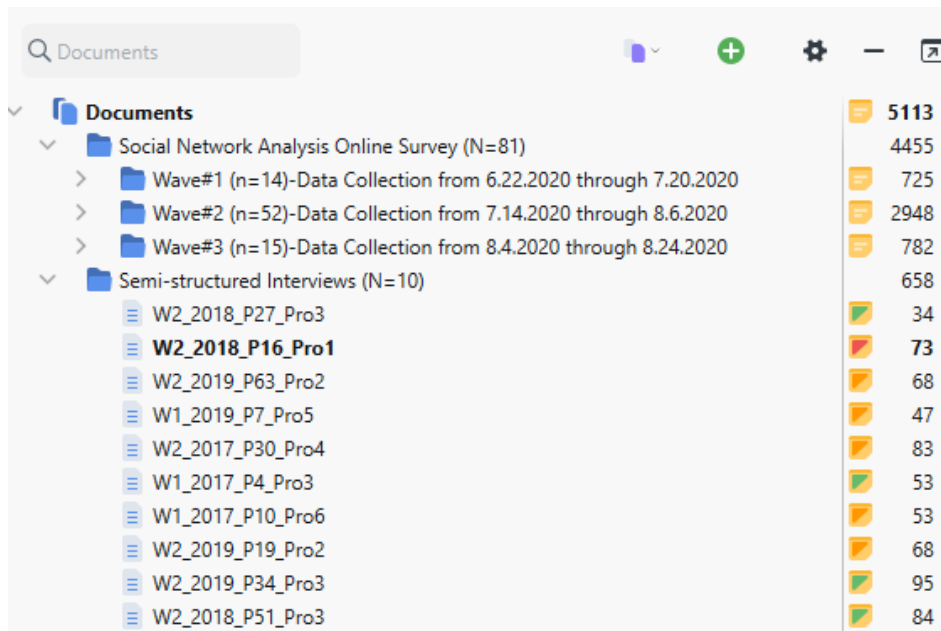
Mixed methods research involves

- collecting,
- analyzing, and
- **intentionally** integrating qualitative and quantitative data in a study (Creswell & Plano Clark, 2018)

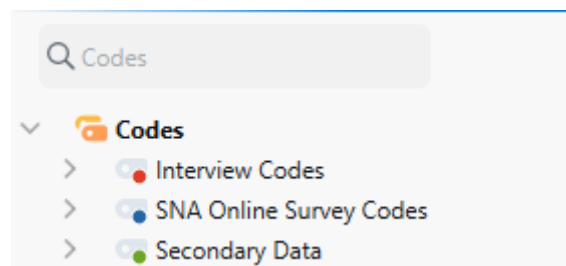
Organization and management of data

- Creating mock data and experimenting your organization in MAXQDA is a **key!**
- Organization of your document system by types of data
- Organization of your code system by types of analysis
- Creating naming conventions
- Writing logbook entries **to ensure quality in mixed methods**

- Creating backups **to revisit earlier versions of data analysis** (considering the iterative nature of data collection, analysis, and integration in mixed methods studies)
- Examining patterns and exploring context-dependent information if you use comparative analysis strategies
- Changing some of the emergent codes, themes, or integrated findings



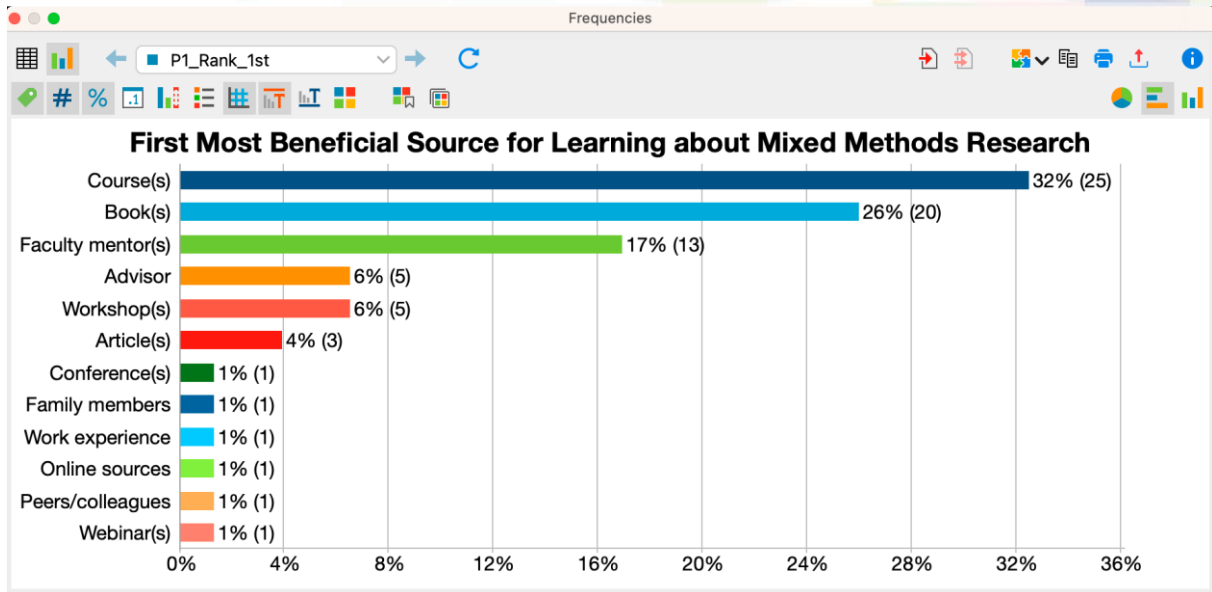
Organization of the Document System by the types of data



Organizing the codes for different types of data analysis

Data analysis – Quantitative

- Stats menu > Descriptive Statistics
- Stats menu > Frequencies



A bar chart for the frequencies and percentages for the first most beneficial source for learning about mixed methods research

Data analysis – Qualitative

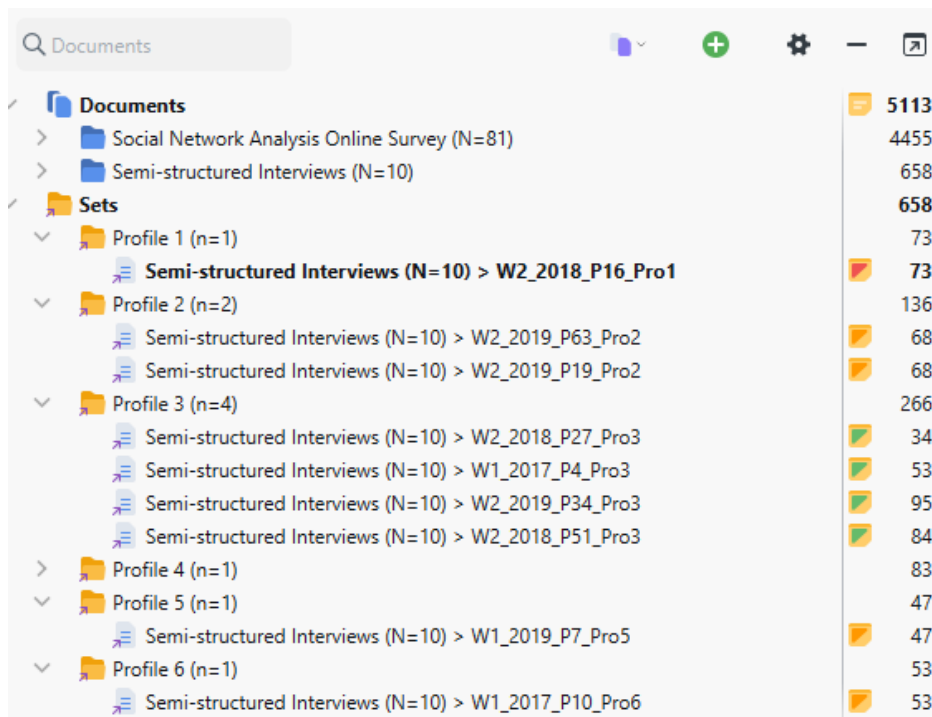
- Creating **Memos** about emerging ideas and reflections in the process
- Codes > Smart Coding Tool

Document	Coded Segments	Codes
W2_2018_P16_Pro 1, Pos. 186-187	P16: My chair, my committee were really good sources. We would meet every couple of weeks but most of the time most of it was on my own and then I would send it out to my committees and I would receive feedback from them. Am I answering that right?	Advisor Faculty mentors and mentoring
W2_2018_P16_Pro 1, Pos. 234-239	P16: Like I said earlier because I was focused on quantitative in the beginning, so promoting mixed methods. I wish we had talked about it and I guess maybe we took those research courses too early. I think, I think it should have been maybe a tad later so then I would have had that promoted, the mixed methods. And I had to learn it all on my own. I think that may have saved a little time there but it all works out. Researcher: Mm-hmm (affirmative). Okay. Okay. In terms of hindering factors do you think there were any things that you took as a pitfall of or in using mixed methods research? P16: No. I think it ended up working out really very well and it did make my study stronger, I think.	Lack of MMR course in training Lack of former qualitative training Added value of MMR Hindering factors in learning about M...
W1_2019_P7_Pro5, Pos. 65-75	Researcher: How would you define your training in mixed methods research in particular? Because you had talked about different components, how you benefited from your advisor, and sources that you identified, how would you define your training in mixed methods research?	Training in Research Definition of their training in MMR Iterative process software Books Advisor

Using Smart Coding Tool for examining the intersection of the “self-directed learning “code with the other codes when developing themes

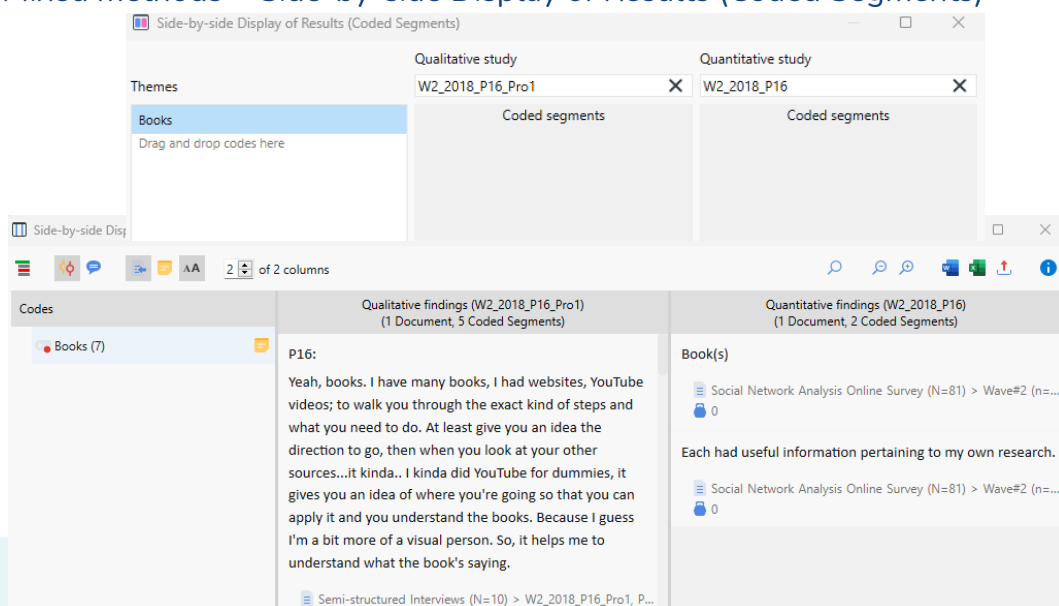
Integration

- Mixed methods > Activate Documents by Variables and creating sets



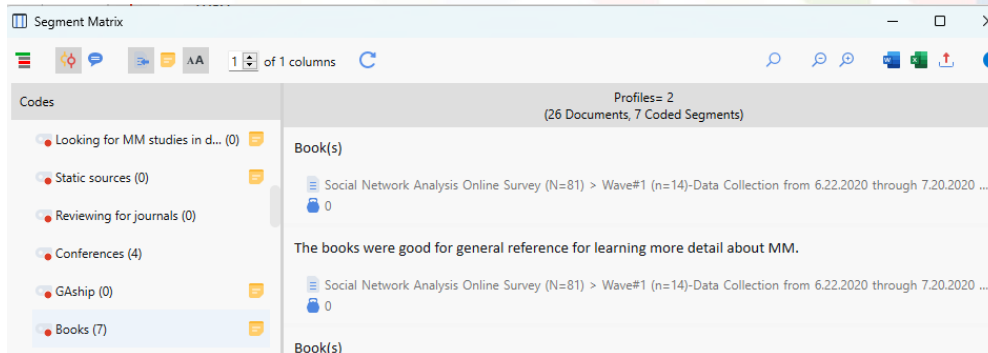
Creating document sets for the learner profiles

- Mixed methods > Side-by-side Display of Results (Coded Segments)



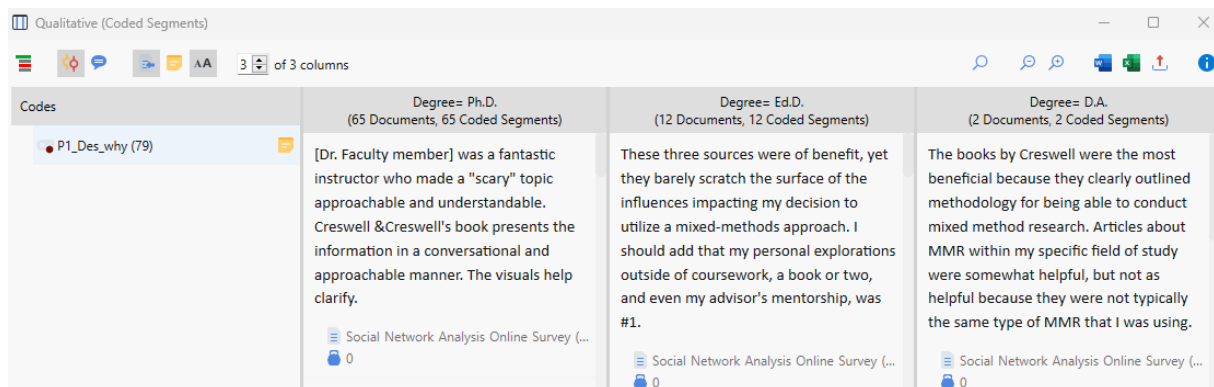
Side-by-side Display of Results

- Mixed methods > Segment Matrix



Segment Matrix for integrating qualitative open-ended responses from the survey and qualitative interviews for Profile 2 participants

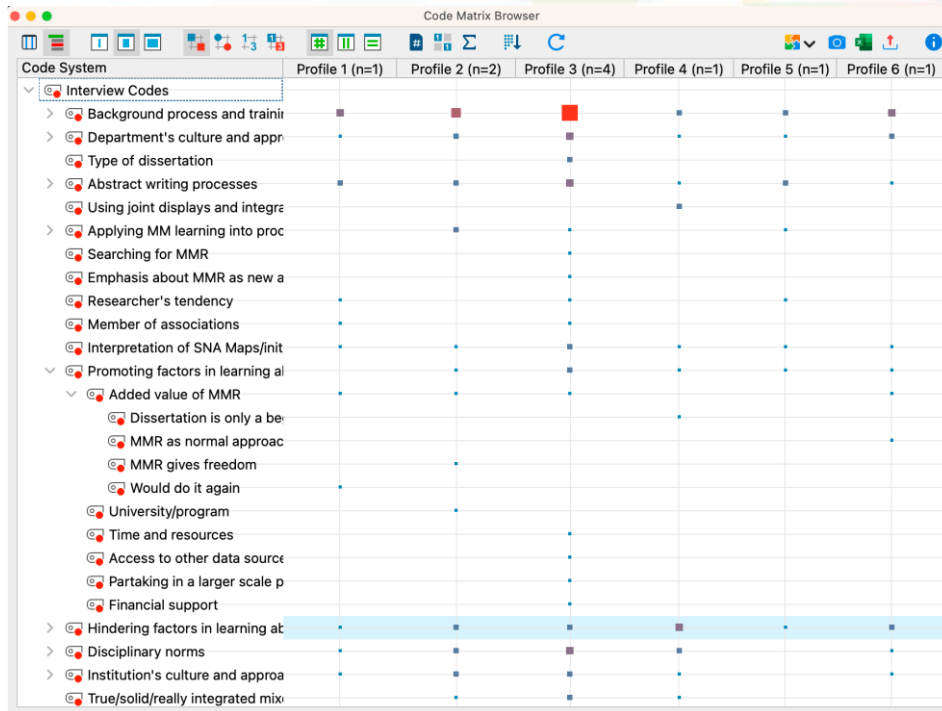
- Mixed methods > QUAL Themes by QUAN Groups



Qualitative themes by quantitative groups for the participants' description of learning about mixed methods research by their doctoral degree type

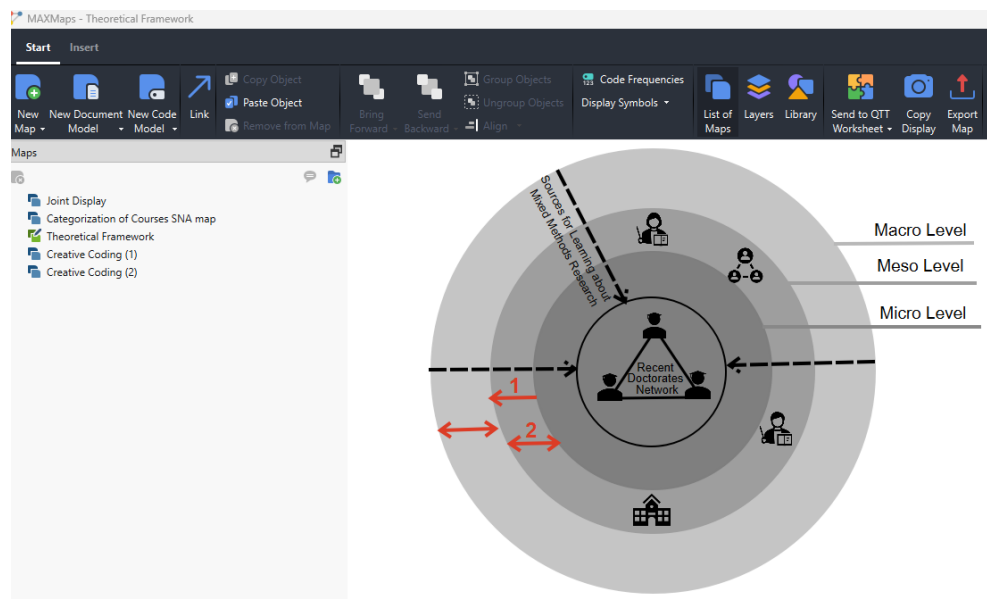
Visualization and reporting

- Visual Tools > Code Matrix Browser
- Visual Tools > Code Relations Browser



Using Code Matrix Browser for comparing different document sets in the columns showing the profiles of mixed methods research learners

- Visual Tools > MAXMaps



Using MAXMaps to develop a conceptual framework for the recent doctorates' learning about mixed methods research

<https://www.maxqda.com/>

Reference:

Toraman Turk, Sinem (2024). Using MAXQDA for mixed methods research: An example integrating interview, survey, and social network data. In: S. Radiker & Michael C. Gizzi (Eds.), *The practice of qualitative data analysis. Research examples using MAXQDA, volume 2* (pp. 107-126). Berlin: MAXQDA Press.

https://doi.org/10.36192/978-3-948768188_6