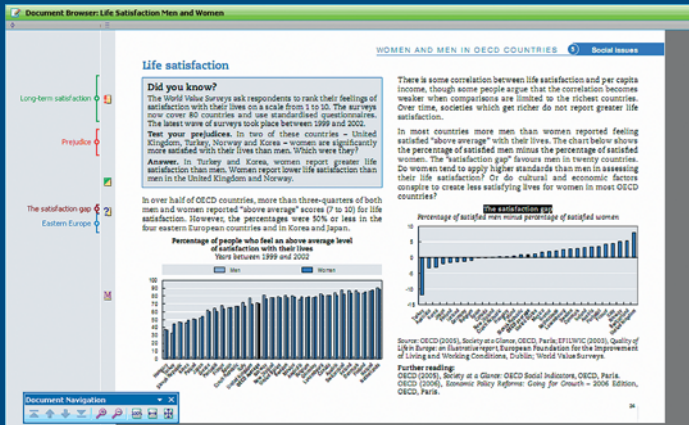





MAXQDA – With full PDF Functionality

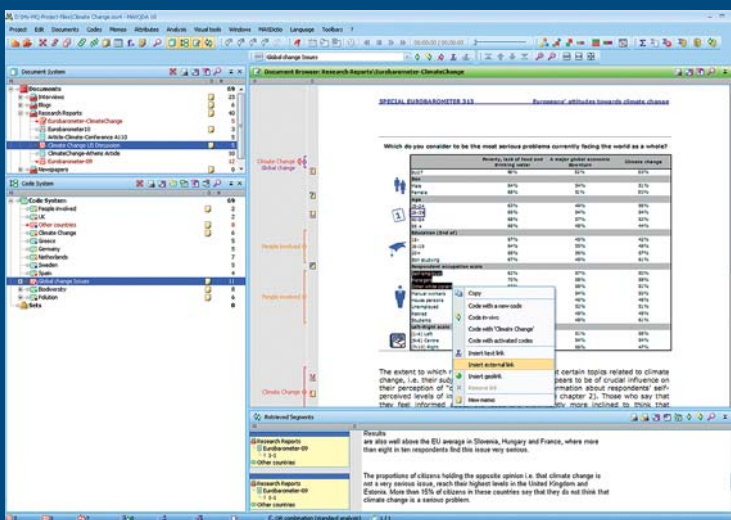


With this new PDF functionality, you have a whole new array of documents to analyze, including research reports, articles from scholarly journals, and even websites. With selective activation, you can choose any combination of PDFs, do a search for a specific term and automatically code all text segments containing that term. With the help of free programs like Nitro-PDF, you can save websites as PDFs and then simply drag them into **MAXQDA** to analyze them.

The new PDF functionality is especially helpful for Mixed Methods approaches. In the case of concurrent

design, in which both qualitative and quantitative data collection and analysis is done independently, you can link corresponding or disagreeing results to each other. For exploratory and explanatory designs you can use the logical activation function to connect your qualitative and quantitative data.

Also unique is the navigation of PDF files, which is easy and intuitive thanks to a new toolbar. You can easily jump from one page to the next, go to the first or last page, zoom in or out, fit the page into the window vertically or horizontally, or view the page in its original size. It only requires a single click rather than a cryptic combination of hotkeys.  As with all **MAXQDA** toolbars, the PDF navigation bar can be moved freely anywhere on the screen, making it easy for you to customize your workspace.



You will also notice the significant difference in PDF display quality between **MAXQDA** and other programs. In **MAXQDA**, the PDFs are not pixilated, but look just like they do in Adobe Acrobat. And you can choose from 10 different visualizations for memos that can be attached to any part of the PDF.

